

Gear speed testing inductive sensor **FY18** series

Features

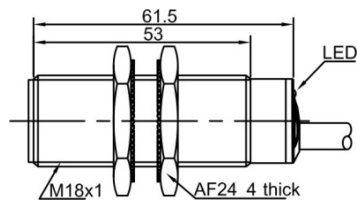
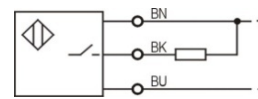
- ◆ 40KHz high frequency;
- ◆ ASIC design;
- ◆ Perfect choice for gear speed testing application


Part number

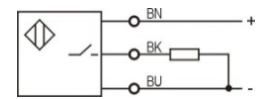
NPN NO	FY18DNO	PNP NO	FY18DPO
NPN NC	FY18DNC	PNP NC	FY18DPC

Technical specifications

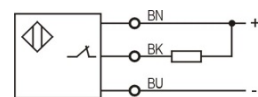
Mounting	Flush	Consumption current	≤10mA
Rated distance [Sn]	2mm	Circuit protection	Short-circuit, overload and reverse polarity
Assured distance [Sa]	0...1.6mm	Output indicator	Yellow LED
Dimensions	M18*61.5mm	Ambient temperature	-25°C...70°C
Output	NO/NC(depends on part number)	Ambient humidity	35...95%RH
Supply voltage	10...30 VDC	Switching frequency [F]	25000 Hz
Standard target	Fe18*18*1t	Voltage withstand	1000V/AC 50/60Hz 60s
Switch-point drifts [%/Sr]	≤±10%	Insulation resistance	≥50MΩ (500VDC)
Hysteresis range [%/Sr]	1...15%	Vibration resistance	10...50Hz (1.5mm)
Repeat accuracy [R]	≤3%	Degree of protection	IP67
Load current	≤200mA	Housing material	Nickel-copper alloy
Residual voltage	≤2.5V	Connection type	M12 connector

Dimensions

Wiring diagram


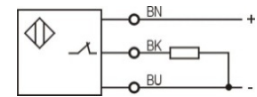
NPN NO



PNP NO



NPN NC



PNP NC