

CR30XS series cylindrical capacitive sensor



Feature description

- Integrated housing matches double highlighted LED indicator
- IP68 protection class which is effectively moisture-proof and dust-proof
- Enhance detection distance. Sensitivity adjustment adopts multi-turn potentiometer so as to reach higher adjustment accuracy
- High reliability, excellent EMC design with protection against short circuit, overloaded and reverse polarity
- Widely used in both metal and non-metal (plastic, powder, liquid, etc.) material testing



Model specification

NPN NO	CR30XSCF15DNOY-E2	PNP NO	CR30XSCF15DPOY-E2
NPN NC	CR30XSCF15DNCY-E2	PNP NC	CR30XSCF15DPCY-E2
NPN NO+NC	CR30XSCF15DNRY-E2	PNP NO+NC	CR30XSCF15DPRY-E2

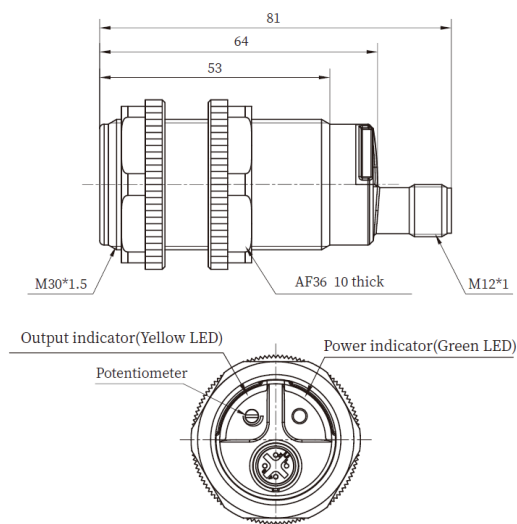
Specifications

Installation type	Flush	Indicator	Output indication:Yellow LED;Power indicator:Green LED
Rated distance S_n	15mm ^①		Overload or short circuit indication:Yellow LED flashes
Ensure distance S_a	≤10.8mm	Switching frequency	20Hz
Adjust the distance	3...20mm	Ambient temperature	When working:-25...70°C(No icing, No condensation)
Adjustment method	Multi-turn potentiometer		When storing:-30...80°C(No icing, No condensation)
	(Electrical adjustment > 10)	Environment humidity	35...95%RH(No icing, No condensation)
Standard test object	Fe 45*45*1t(Grounded) ^②	Vibration resistant	10...55Hz,Dual amplitude 1mm(2 hours
Supply voltage	10...30VDC		each in X, Y, and Z directions)
Load current	≤200mA	Impulse withsand	30g/11ms,3 times each for X,Y,Z direction
Residual voltage	≤2V	High pressure resistant	1000V/AC 50/60Hz 60s
Consumption current	≤20mA	Insulation resistance	≥50MΩ(500VDC)
Switch point offset [%/Sr]	±10%	Shape specification	M30*1.5*81mm
Temperature drift [%/Sr]	±20%	Protection degree	IP68
Hysteresis range [%/Sr]	3...20%	Housing material	PBT
Repetitive error [R]	≤5%	Connection type	M12 Connector
Circuit protection	Short circuit protection, Overload protection, Reverse polarity protection	Accessories	M30 nuts×2, Slotted screwdriver, Operation manual

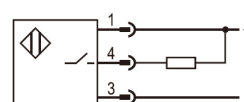
Note: ①the factory default sensing distance is $S_n \pm 10\%$

②unit:mm

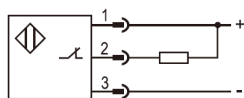
Dimensions



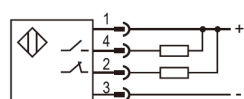
Wiring diagram



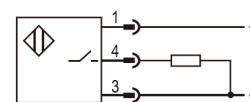
NPN NO



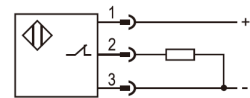
NPN NC



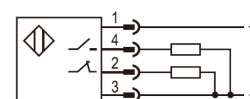
NPN NO+NC



PNP NO



PNP NC



PNP NO+NC